

Exciting dynamic anapoles with electromagnetic doughnut pulses


Tim Raybould, Vassili A. Fedotov, Nikitas Papasimakis, Ian Youngs, and Nikolay I. Zheludev

Citation: *Appl. Phys. Lett.* **111**, 081104 (2017); doi: 10.1063/1.4999368

View online: <http://dx.doi.org/10.1063/1.4999368>

View Table of Contents: <http://aip.scitation.org/toc/apl/111/8>

Published by the [American Institute of Physics](#)



COMSOL
CONFERENCE
2017 BOSTON

Connect.
Learn.
Innovate.

REGISTER FOR THE COMSOL CONFERENCE >>

The banner features a 3D rendering of three interlocking gears with glowing blue and red centers, set against a blue and purple background. To the right, a photograph shows two men in business attire standing at a conference booth with a computer monitor and a laptop.

Exciting dynamic anapoles with electromagnetic doughnut pulses

Tim Raybould,¹ Vassili A. Fedotov,¹ Nikitas Papasimakis,¹ Ian Youngs,²
 and Nikolay I. Zheludev^{1,3}

¹Optoelectronics Research Centre and Centre for Photonic Metamaterials, University of Southampton,
 Southampton SO17 1BJ, United Kingdom

²DSTL, Porton Down, Salisbury SP4 0JQ, United Kingdom

³The Photonics Institute and Centre for Disruptive Photonic Technologies, SPMS, Nanyang Technological
 University, Singapore 637371

(Received 30 March 2017; accepted 13 July 2017; published online 21 August 2017)

As was predicted in 1995 by Afanasiev and Stepanovsky, a superposition of electric and toroidal dipoles can lead to a non-trivial non-radiating charge current-configuration, the dynamic anapole. The dynamic anapoles were recently observed first in microwave metamaterials and then in dielectric nanodisks. However, spectroscopic studies of toroidal dipole and anapole excitations are challenging owing to their diminishing coupling to transverse electromagnetic waves. Here, we show that anapoles can be excited by electromagnetic Flying Doughnut (FD) pulses. First described by Hellwarth and Nouchi in 1996, FD pulses (also known as “Flying Toroids”) are space-time inseparable exact solutions to Maxwell’s equations that have toroidal topology and propagate in free-space at the speed of light. We argue that FD pulses can be used as a diagnostic and spectroscopic tool for the dynamic anapole excitations in matter. *Published by AIP Publishing.*

[<http://dx.doi.org/10.1063/1.4999368>]

Flying Doughnut (FD) pulses were introduced by Hellwarth and Nouchi in 1996¹ as exact solutions to Maxwell’s equations in free-space.^{2–9} They are necessarily few-cycle, wideband electromagnetic perturbations with toroidal field topology that can exist in transverse electric (TE) and transverse magnetic (TM) configurations.^{1,10} FD pulses can be seen as propagating counterparts of the localized toroidal dipole excitations in matter.¹¹ The toroidal dipole is distinct from the conventional electric and magnetic dipoles^{12,13} and has attracted significant interest in recent years as important contributor to the electromagnetic properties of media with non-local response or elements of toroidal symmetry.^{11–21} The superposition of dynamic electric and toroidal dipoles leads to dynamic anapoles which, through destructive interference, exhibit vanishing radiated fields outside the source.^{20,22} Dynamic anapoles have been observed in microwave metamaterials¹⁶ and dielectric nanoparticles,¹⁸ and their excitation has also been predicted in core-shell nanoparticles²³ and nanowires.²⁴ Moreover, anapoles have been employed to enhance nonlinear effects²⁵ and realize high-Q microwave metamaterials.²⁶ However, dynamic anapole modes are weakly coupled to free-space radiation, which renders experimental observations particularly challenging. In this paper, we demonstrate numerically the excitation of anapoles in a spherical dielectric particle driven by an FD pulse.

We consider a dispersionless spherical dielectric particle interacting with a TM FD pulse, as depicted in Fig. 1. The FD pulse is brought into focus on the dielectric sphere located at the origin of the coordinate system. The interactions between FD pulses and dielectric spherical particles are investigated by a finite element solver of Maxwell’s equations in three dimensions. The simulations are conducted in the transient domain. We define the incident FD pulse as per the field prescriptions in Ref. 1, where the TM FD pulse is defined in terms of the azimuthal magnetic field H_{θ}^{TM} and radial and longitudinal electric fields, E_{ρ}^{TM} and E_z^{TM} , respectively

$$H_{\theta}^{TM} = -4if_0 \frac{\rho(q_1 + q_2 - 2ict)}{[\rho^2 + (q_1 + i\tau)(q_2 - i\sigma)]^3}, \quad (1)$$

$$E_{\rho}^{TM} = 4if_0 \sqrt{\frac{\mu_0}{\epsilon_0}} \frac{\rho(q_2 - q_1 - 2iz)}{[\rho^2 + (q_1 + i\tau)(q_2 - i\sigma)]^3}, \quad (2)$$

$$E_z^{TM} = -4f_0 \sqrt{\frac{\mu_0}{\epsilon_0}} \frac{\rho^2 - (q_1 + i\tau)(q_2 - i\sigma)}{[\rho^2 + (q_1 + i\tau)(q_2 - i\sigma)]^3}, \quad (3)$$

where $\sigma = z + ct$ and $\tau = z - ct$, and f_0 is an arbitrary normalisation constant. The parameters q_1 and q_2 have dimensions of length and represent the effective wavelength of the pulse and the focal region depth, respectively.¹ To maintain consistency with previous studies,¹⁰ we chose $q_2 = 100q_1$. The dielectric sphere is characterised by a radius of $r = q_1$ and a non-dispersive refractive index of $n = 2$.

To evaluate the modes excited within the dielectric particle, the induced time-dependent displacement currents are

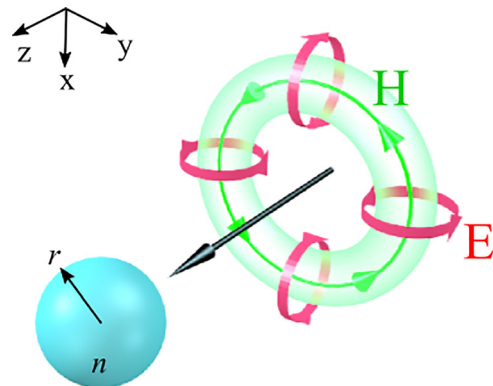


FIG. 1. Schematic illustrating a transverse magnetic (TM) FD pulse incident on a dielectric sphere of radius r and refractive index n . The pulse propagates along the z -axis, and its topology is shown by the red and green arrows, representing E and H -fields, respectively.

extracted from the calculations and are Fourier-transformed into the frequency domain. We analyzed the interactions between the particles and the FD to a maximum value of $\nu = 0.8c/q_1$ as accuracy at higher frequencies is limited by the temporal resolution of the model.

The excited multipoles can then be evaluated from the extracted displacement currents. The expressions for the lowest order multipoles in Cartesian coordinates are given below. These are the electric dipole \mathbf{p} , magnetic dipole \mathbf{m} , toroidal dipole \mathbf{T} , electric quadrupole $Q_{\alpha\beta}^e$, and magnetic quadrupole $Q_{\alpha\beta}^m$.^{13,27}

$$\mathbf{p} = \frac{1}{i\omega} \int \mathbf{j} d^3r, \quad (4)$$

$$\mathbf{m} = \frac{1}{2c} \int (\mathbf{r} \times \mathbf{j}) d^3r, \quad (5)$$

$$\mathbf{T} = \frac{1}{10c} \int [(\mathbf{r} \cdot \mathbf{j})\mathbf{r} - 2r^2\mathbf{j}] d^3r, \quad (6)$$

$$Q_{\alpha\beta}^e = \frac{1}{2i\omega} \int \left[r_{\alpha}j_{\beta} + r_{\beta}j_{\alpha} - \frac{2}{3}\delta_{\alpha\beta}(\mathbf{r} \cdot \mathbf{j}) \right] d^3r, \quad (7)$$

$$Q_{\alpha\beta}^m = \frac{1}{3c} \int [(\mathbf{r} \times \mathbf{j})_{\alpha}r_{\beta} + (\mathbf{r} \times \mathbf{j})_{\beta}r_{\alpha}] d^3r, \quad (8)$$

where \mathbf{j} is the induced current density, which is defined inside the dielectric sphere as follows:

$$\mathbf{j} = i\omega\epsilon_0(\epsilon_r - 1)\mathbf{E}. \quad (9)$$

The scattering intensity of these multipoles can then be calculated using

$$I_{total} = \frac{2\omega^4}{3c^3} |\mathbf{p}|^2 + \frac{2\omega^4}{3c^3} |\mathbf{m}|^2 + \frac{2\omega^6}{3c^5} |\mathbf{T}|^2 + \dots \\ + \frac{4\omega^5}{3c^4} \text{Im}(\mathbf{p}^\dagger \cdot \mathbf{T}) + \frac{\omega^6}{5c^5} Q_{\alpha\beta}^e Q_{\alpha\beta}^e + \frac{\omega^6}{20c^5} Q_{\alpha\beta}^m Q_{\alpha\beta}^m, \quad (10)$$

where the term proportional to $\text{Im}(\mathbf{p}^\dagger \cdot \mathbf{T})$ reflects constructive or destructive interference between the electric and toroidal dipoles and as such can take either positive or negative values. Thus, for co-located electric and toroidal dipoles of the correct amplitude and phase, their contributions to far-

field scattering can completely cancel out resulting in a dynamic anapole excitation.¹⁶ While an analysis of the multipole excitations in spherical nanoparticles interacting with TE and TM FD pulses can be found in Ref. 10, interference between different multipoles, which gives rise to the dynamic anapole excitations, was not considered there. Here, we focus on the effects of such interference.

The calculated scattering intensity of the multipoles excited in the dielectric sphere is presented in Fig. 2(a). At low frequencies, the scattering spectra are dominated by overlapping resonant electric dipole (blue line) and quadrupole (purple line) contributions. These result in a broad scattering peak as shown in Fig. 2(b), where the total scattering intensity spectra summed over all multipoles are presented. At $\nu \approx 0.46c/q_1$, the electric quadrupole contribution exhibits a minimum, whereas the electric (blue line) and toroidal (red line) dipoles present resonant peaks. However, the total scattering intensity spectrum [Fig. 2(b)] follows closely the trend of the electric quadrupole exhibiting suppressed scattering despite the presence of resonant electric and toroidal dipole contributions. Indeed, as indicated by the negative sign and large absolute value of the interference term (green line), $\text{Im}(\mathbf{p}^\dagger \cdot \mathbf{T})$, electric and toroidal dipoles interfere destructively, which suppresses their total scattering intensity, as expected for a dynamic anapole. On the other hand, due to the cylindrical symmetry of the scattering problem and the TM polarization of the FD pulse, magnetic multipoles are suppressed over the spectral range of interest. Finally, we note that the electric octupole scattering contribution (not shown here) was found to be negligible over the spectral range of interest in accordance with recent studies on dielectric nanoparticles.²⁸

The presence of the dynamic anapole excitation can be confirmed by examining the near-field topology of the electromagnetic fields within the dielectric sphere [see Figs. 2(c) and 2(d)]. At the dynamic anapole resonance ($\nu \approx 0.46c/q_1$), the x -component of the electric field (E_x) exhibits an antisymmetric pattern, which indicates the presence of a solenoid-like structure for the radial component of the displacement current. Such an electromagnetic field configuration is typical for a toroidal dipole excitation oriented along the z -axis. At the same frequency, the longitudinal component of the electric

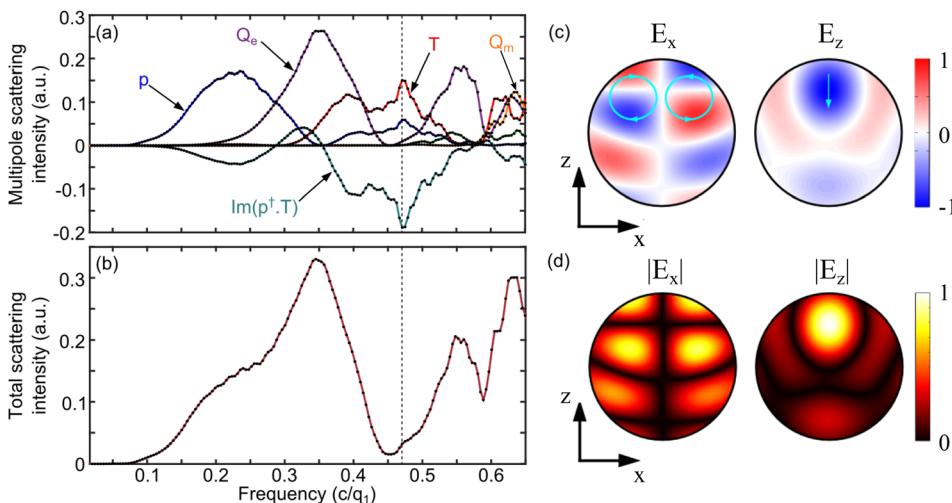


FIG. 2. (a) Scattering intensity of the dominant cartesian multipoles excited within the dielectric sphere when illuminated by a TM FD pulse as calculated by Eq. (9). (b) Total scattering intensity summed over the four leading multipoles. The point of suppressed scattering at $\nu \approx 0.46c/q_1$ is indicated by the dashed line. In both (a) and (b), dots correspond to simulation points, while lines are guides to the eye. (c) and (d) The real parts and absolute values of the E_x and E_z components of the electric field on an xz cross-section of the dielectric particle at the dynamic anapole resonance ($\nu \approx 0.46c/q_1$). All fields are normalised to their maximum value. The direction of the vector fields is indicated by the light blue arrows in (c).

field (E_z) reveals strong electric and toroidal dipole components along the z -axis. Both the electric and toroidal dipole excitations of the particle are confined mainly in the top half (along the z -axis) as illustrated in Fig. 2(d). This asymmetry is imposed by the propagation direction of the FD pulse.

The dynamic anapole excitation observed in our numerical simulations is accompanied by a substantial decrease in the total scattering of the dielectric sphere; however, it departs from an ideal anapole configuration for a number of reasons. First, as the electric and toroidal dipoles are not equal in magnitude, destructive interference cannot completely cancel the far-field radiation, leaving some residual dipolar components. Furthermore, the scattering of other multipoles, such as electric quadrupole Q_e , is non-negligible at the electric and toroidal dipole resonances. In addition, as the expansion here is only calculated up to the quadrupole order, it cannot be determined whether higher order multipoles, e.g., electric octupole, will mask this dynamic anapole effect in the far-field. Nonetheless, this hybrid dynamic anapole is dominant up to the quadrupole order at $\nu \approx 0.46c/q_1$. This reinforces the necessity of including the toroidal contributions in the microscopic multipole analysis. We note that the minimum in scattering in the region of the electric quadrupole anti-resonance shall not be observed if the toroidal dipole is neglected and only the electric dipole is taken into account.

We argue that the excitation observed in our numerical simulations at $\nu \approx 0.46c/q_1$ has all characteristic features of the dynamic anapole, which is most notably manifested as a substantial decrease in the total scattering of the dielectric sphere due to destructive interference involving the toroidal dipole. However, the observed excitation departs from the simple anapole configuration, characterized by complete destructive interference of electric and toroidal dipoles, a configuration which nevertheless generates a vector potential field that cannot be removed by a change of gauge.²⁰ Indeed, an ideal, canonical anapole is not coupled to electromagnetic waves, and only imperfect dynamic anapoles, where destructive interference is not complete, can be excited with free-space radiation. Here, it is exactly this imbalance between electric and toroidal dipoles which allows the excitation of the dynamic anapole mode. This situation is somewhat similar to the “trapped-mode” excitations in metamaterials that can be accessed only by introducing weak coupling to a radiating dipole.²⁹

Furthermore, in the case of the dielectric particle considered here, the scattering of higher multipoles, such as the electric quadrupole, is weak but non-negligible at the anapole resonance ($\nu \approx 0.46c/q_1$). However, we would like to note that the electric quadrupole contribution could be suppressed by increasing the refractive index of the particle.^{28,30} Finally, although we consider here dispersionless particles, we expect that TM FD pulses can still excite dynamic anapole modes in particles with weak dispersion. Indeed, since the anapole mode is excited over a narrow frequency band, the presence of weak material dispersion will only slightly affect the excitation of dynamic anapoles.

In summary, we have demonstrated that TM FD pulses can excite resonant dynamic anapole modes in spherical dielectric particles, where scattering is significantly

suppressed. In contrast to illumination with plane waves which leads to the excitation of higher order multipoles¹⁸ and radially polarized light, where the suppression of higher multipoles requires two tightly focused counter-propagating beams,³¹ a single FD pulse allows to excite anapole modes while suppressing higher multipoles in spherical dielectric particles. Following recently introduced approaches for their generation,³² FD pulses emerge as a practical tool for sensing and spectroscopy of toroidal and anapole modes, even in systems that lack toroidal symmetry.

The authors would like to thank Dr. V. Savinov for fruitful discussions and acknowledge the support of the Defence Science and Technology Laboratory (Grant No. DSTLX1000068886), the UK’s Engineering and Physical Sciences Research Council (Grants No. EP/M009122/1 and EP/M008797/1) and the MOE Singapore (Grant No. MOE2011-T3-1-005). Following a period of embargo, the data from this paper will be available from the University of Southampton research repository at <https://doi.org/10.5258/SOTON/D0185>.

¹R. W. Hellwarth and P. Nouchi, “Focused one-cycle electromagnetic pulses,” *Phys. Rev. E* **54**(1), 889–895 (1996).

²J. Brittingham, “Focus waves modes in homogeneous Maxwell’s equations: Transverse electric mode,” *J. Appl. Phys.* **54**(3), 1179–1189 (1983).

³R. W. Ziolkowski, “Exact solutions of the wave equation with complex source locations,” *J. Math. Phys.* **26**(4), 861–863 (1985).

⁴R. W. Ziolkowski, “Localized transmission of electromagnetic energy,” *Phys. Rev. A* **39**(4), 2005–2033 (1989).

⁵S. Feng, H. G. Winful, and R. W. Hellwarth, “Gouy shift and temporal reshaping of focused single-cycle electromagnetic pulses,” *Opt. Lett.* **23**(14), 385–387 (1998).

⁶S. Feng, H. G. Winful, and R. W. Hellwarth, “Spatiotemporal evolution of single-cycle electromagnetic pulses,” *Phys. Rev. E* **59**(4), 4630–4649 (1999).

⁷S. Hunsche, S. Feng, H. G. Winful, A. Leitenstorfer, M. C. Nuss, and E. P. Ippen, “Spatiotemporal focusing of single-cycle light pulses,” *J. Opt. Soc. Am. A* **16**(8), 2025–2028 (1999).

⁸J. Lekner, “Localized electromagnetic pulses with azimuthal dependence,” *J. Opt. A: Pure Appl. Opt.* **6**(7), 711–716 (2004).

⁹J. Lekner, “Helical light pulses,” *J. Opt. A: Pure Appl. Opt.* **6**(10), L29–L32 (2004).

¹⁰T. A. Raybould, V. A. Fedotov, N. Papisimakis, I. J. Youngs, and N. I. Zheludev, “Focused electromagnetic doughnut pulses and their interaction with interfaces and nanostructures,” *Opt. Express* **24**, 3150 (2016).

¹¹N. Papisimakis, V. A. Fedotov, V. Savinov, T. A. Raybould, and N. I. Zheludev, “Electromagnetic toroidal excitations in matter and free space,” *Nat. Mat.* **15**, 263 (2016).

¹²C. Vrejoiu, “Electromagnetic multipoles in cartesian coordinates,” *J. Phys. A* **35**(46), 9911–9922 (2002).

¹³E. E. Radescu and G. Vaman, “Exact calculation of the angular momentum loss, recoil force, and radiation intensity for an arbitrary source in terms of electric, magnetic, and toroid multipoles,” *Phys. Rev. E* **65**(4), 046609 (2002).

¹⁴N. Papisimakis, V. A. Fedotov, K. Marinov, and N. I. Zheludev, “Gyrotropy of a metamolecule: wire on a torus,” *Phys. Rev. Lett.* **103**, 093901 (2009).

¹⁵T. Kaelberer, V. A. Fedotov, N. Papisimakis, D. P. Tsai, and N. I. Zheludev, “Toroidal dipolar response in a metamaterial,” *Science* **330**, 1510 (2010).

¹⁶V. A. Fedotov, A. V. Rogacheva, V. Savinov, D. P. Tsai, and N. I. Zheludev, “Resonant transparency and non-trivial non-radiating excitations in toroidal metamaterials,” *Sci. Rep.* **3**, 2967 (2013).

¹⁷A. A. Basharin, M. Kafesaki, E. N. Economou, C. M. Soukoulis, V. A. Fedotov, V. Savinov, and N. I. Zheludev, “Dielectric metamaterials with toroidal dipolar response,” *Phys. Rev. X* **5**(1), 011036 (2015).

¹⁸A. E. Miroshnichenko, A. B. Evlyukhin, Y. F. Yu, R. M. Bakker, A. Chipouline, A. I. Kuznetsov, B. Lukyanchuk, B. N. Chichkov, and Y. S.

- Kivshar, "Nonradiating anapole modes in dielectric nanoparticles," *Nat. Commun.* **6**, 8069 (2015).
- ¹⁹Y. Bao, X. Zhu, and Z. Fang, "Plasmonic toroidal dipolar response under radially polarized excitation," *Sci. Rep.* **5**, 11793 (2015).
- ²⁰G. N. Afanasiev and Y. P. Stepanovsky, "The electromagnetic field of elementary time-dependent toroidal sources," *J. Phys. A* **28**, 4565 (1995).
- ²¹T. A. Raybould, V. A. Fedotov, N. Papasimakis, I. Kuprov, I. Youngs, W. T. Chen, D. P. Tsai, and N. I. Zheludev, "Toroidal optical activity," *Phys. Rev. B* **94**, 035119 (2016).
- ²²A. D. Boardman, K. Marinov, N. I. Zheludev, and V. A. Fedotov, "Dispersion properties of nonradiating configurations: Finite-difference time-domain modeling," *Phys. Rev. E* **72**, 036603 (2005).
- ²³W. Liu, J. Zhang, and A. E. Miroshnichenko, "Toroidal dipole-induced transparency in core-shell nanoparticles," *Laser Photonics Rev.* **9**, 564 (2015).
- ²⁴W. Liu, J. Zhang, B. Lei, H. Hu, and A. E. Miroshnichenko, "Invisible nanowires with interfering electric and toroidal dipoles," *Opt. Lett.* **40**, 2293 (2015).
- ²⁵G. Grinblat, Y. Li, M. P. Nielsen, R. F. Oulton, and S. A. Maier, "Enhanced third harmonic generation in single germanium nanodisks excited at the anapole mode," *Nano Lett.* **16**(7), 4635–4640 (2016).
- ²⁶A. A. Basharin, V. Chuguevsky, N. Volsky, M. Kafesaki, and E. N. Economou, "Extremely high Q-factor metamaterials due to anapole excitation," *Phys. Rev. B* **95**, 035104 (2017).
- ²⁷A. B. Evlyukhin, T. Fischer, C. Reinhardt, and B. N. Chichkov, "Optical theorem and multipole scattering of light by arbitrarily shaped nanoparticles," *Phys. Rev. B* **94**, 205434 (2016).
- ²⁸B. Luk'yanchuk, R. Paniagua-Domnguez, A. I. Kuznetsov, A. E. Miroshnichenko, and Y. S. Kivshar, "Hybrid anapole modes of high-index dielectric nanoparticles," *Phys. Rev. A* **95**, 063820 (2017).
- ²⁹V. A. Fedotov, M. Rose, S. L. Prosvirnin, N. Papasimakis, and N. I. Zheludev, "Sharp trapped-mode resonances in planar metamaterials with a broken structural symmetry," *Phys. Rev. Lett.* **99**, 147401 (2007).
- ³⁰B. Luk'hancuk, R. Paniagua-Dominguez, A. I. Kuznetsov, A. E. Miroshnichenko, and Y. S. Kivshar, "Suppression of scattering for small dielectric particles: anapole mode and invisibility," *Philos. Trans. R. Soc., A* **375**, 20160069 (2017).
- ³¹L. Wei, Z. Xi, N. Bhattacharya, and H. P. Urbach, "Excitation of the radiationless anapole mode," *Optica* **3**, 799 (2016).
- ³²N. Papasimakis, T. A. Raybould, V. A. Fedotov, D. P. Tsai, I. Youngs, and N. I. Zheludev, "Generation of flying electromagnetic donuts," [arXiv:1707.06088](https://arxiv.org/abs/1707.06088) [physics.optics] (2017).